
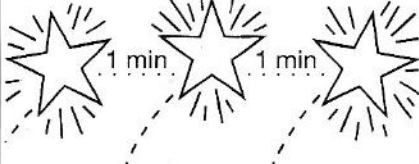
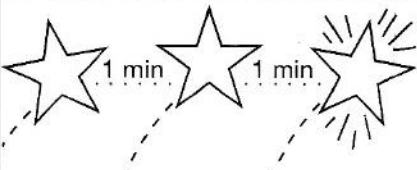







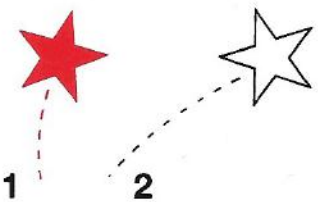





LIFE-SAVING SIGNALS

Answering signals made by Lifesaving Stations when signals are seen from a ship or a person in distress

	HAND SIGNALS	LIGHT SIGNALS	OTHER SIGNALS	MEANING
These may be interchanged		 Orange smoke signal	 Exploding white star rocket. 3 single signals fired at about 1 minute intervals.	You are seen Help is coming
		 White star rocket. 3 single signals fired at about 1 minute intervals.		

Landing signals for the guidance of small boats or persons in distress

HAND SIGNALS	LIGHT SIGNALS	OTHER SIGNALS	MEANING
 Up and down movement of a white flag, the arms, or white light or flare.	 Green star	Morse code letter K  Given by light or sound.	Land here
If a second steady flag, light, or flare is shown at a lower level:			Line the two up and come in on this line of approach
 Side-to-side movement of a white flag, of the arms fully extended, or white light or flare.	 Red star	Morse code letter S  Given by light or sound.	Landing dangerous
 1 Side-to-side movement of a white flag, light, or flare. 2 Placing of flag or light in the ground. 3 Carrying a second flag or light in the direction to be indicated.	 1 Red star fired vertically and 2 White star fired pointing to a better landing place.	Morse code letter S  followed by (a) R  if a better landing place is to the right of the direction of approach or (b) L  if a better landing place is to the left of the direction of approach.	Landing dangerous. Go in the direction indicated

Surface to air visual signals







Communication from surface craft or survivors to an aircraft

Use the following surface-to-air visual symbols by displaying the appropriate symbol on the deck or on the ground

Message	ICAO visual symbol	
- Require assistance	V	
- Require medical assistance	X	
- No or negative	N	
- Yes or affirmative	Y	
- Proceeding in this direction	↑	

Reply from an aircraft observing the above signals from a surface craft or survivors

SIGNIFICATION

 Drop a message or	 Rock the wings (during the daylight) or	 Flash the landing lights or navigation lights on and off twice (during hours of darkness) or	 Flash Morse code signal 'T' or 'R' by light or	Use any other suitable signal	Message understood
 Fly straight and level without rocking wings or	 Flash Morse code signal 'RPT' by light or	Use any other suitable signal			Message not understood (repeat)